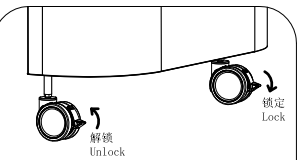
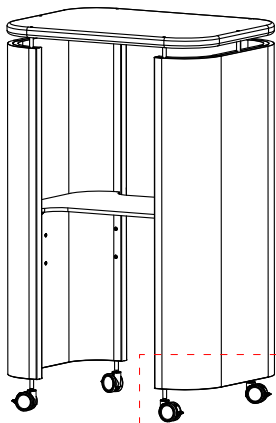


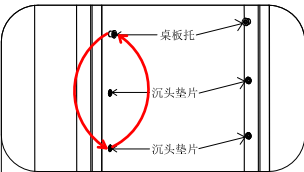
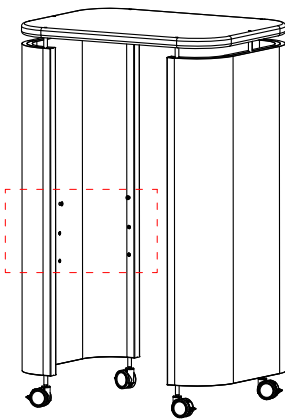
产品名称/Name: Innopod

产品规格/Size: W1335/1990xD960xH2050

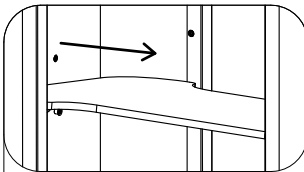
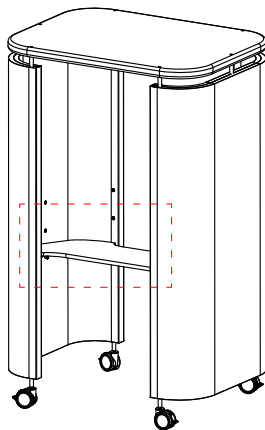
使用说明/Instructions



- 1、脚轮锁定、解锁：
可用脚进行脚轮锁定、解锁，当锁定时，产品固定平稳；当解锁时，产品可轻易移动。
Casters are fitted with unlock and lock switch.
- 1、Caster lock
Casters can be locked and unlocked by your feet. When locked, the product is stable. When unlocked, the product can be moved easily.

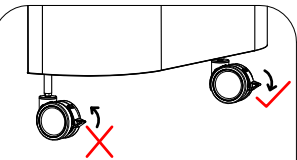
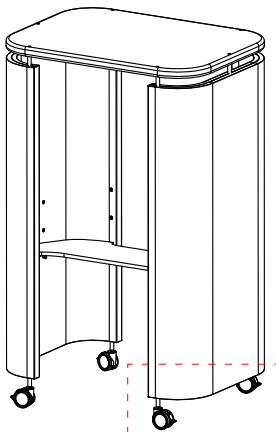


- 2、调节桌板高度
用内六角扳手将桌板托与需要调节高度位置的沉头垫片互换。
- 2、Height adjustable table
Exchanging the table tray with the countersunk gaskets to adjust the height position by hexagon wrench.

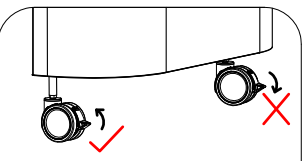
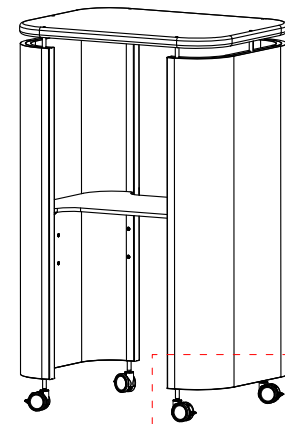


- 3、放置/拿出桌板
放置及拿出桌板的时候，请倾斜一定角度，以方便操作。
- 3、Repalce the table
When placing/removing the table top, please tilt with proper angle for easy operation.

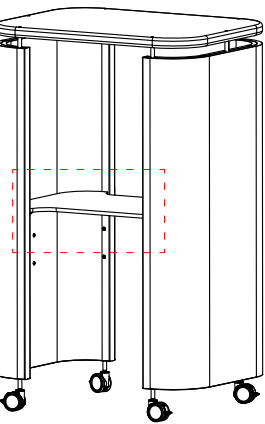
注意事项/Caution



- 1、调节桌板高度时，请保证脚轮处于锁定状态，以免产品移动，增加操作难度。
- 1、When adjusting the height of the table, please ensure that the casters are locked to prevent from moving and increase the difficulty of operation.



- 2、移动产品前，请务必保证脚轮解锁。
- 2、Before moving the product, please make sure that the casters are unlocked.



- 3、If you want to fix the table height, please screw the No.2 suspension components to the bottom of table as shown below.

- 3、若要完全锁定桌板高度，请将悬挂零件2如下图所示锁定在桌板。

