


# SevenTeen

Cantilever Chair

NOVAH<sup>®</sup>



NOVAH System Technology Co.,Ltd.  
Tel: 400-115-1688  
Web: [www.novah.cc](http://www.novah.cc)  
Mail: [int@novah.cc](mailto:int@novah.cc)

NOVAH<sup>®</sup>

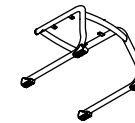
# Product Parts List

①



1X(Chair shell)

②



1X(Kickstand of oval tube  
Cantilever Chair without caster)

③



2X(Chair frame's connecting  
steel plate)

④



4X(Round flat head  
screws M6\*12)

⑤

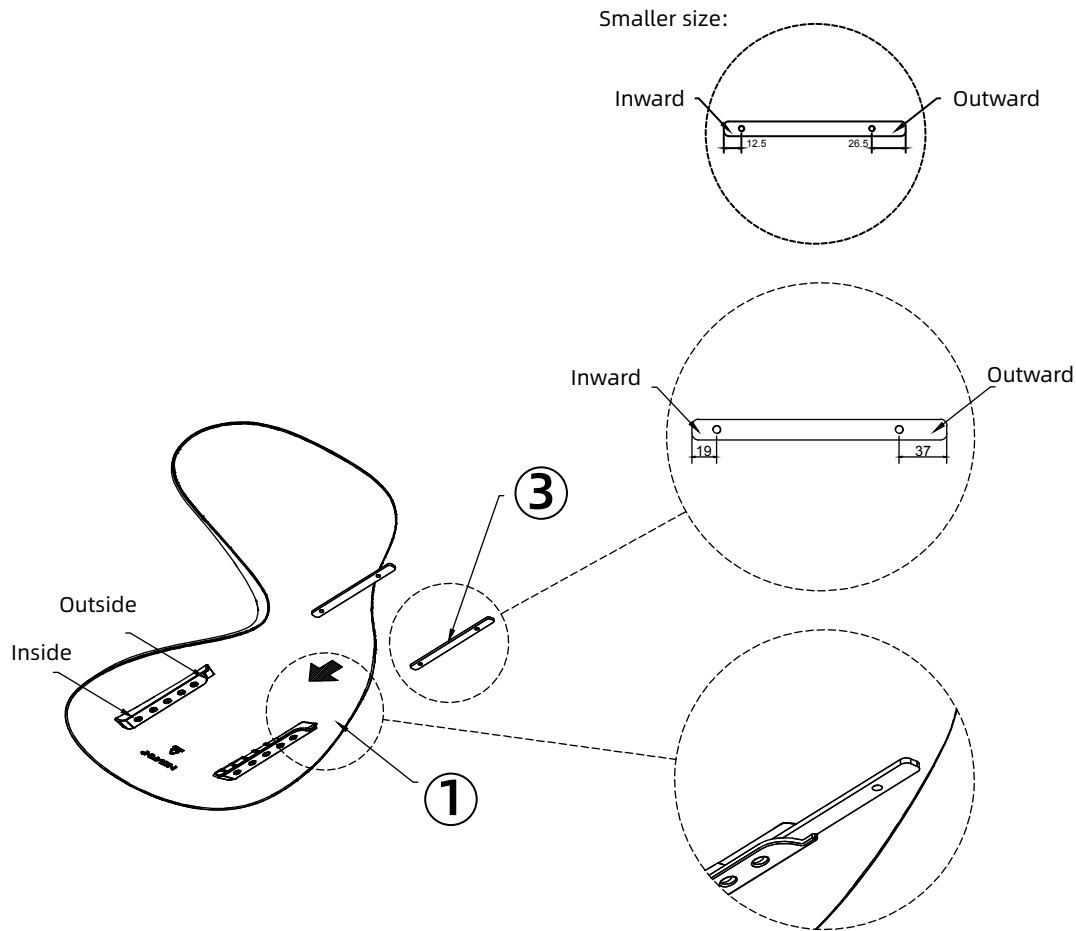


4X(ø6 Spacers)

# Step 1

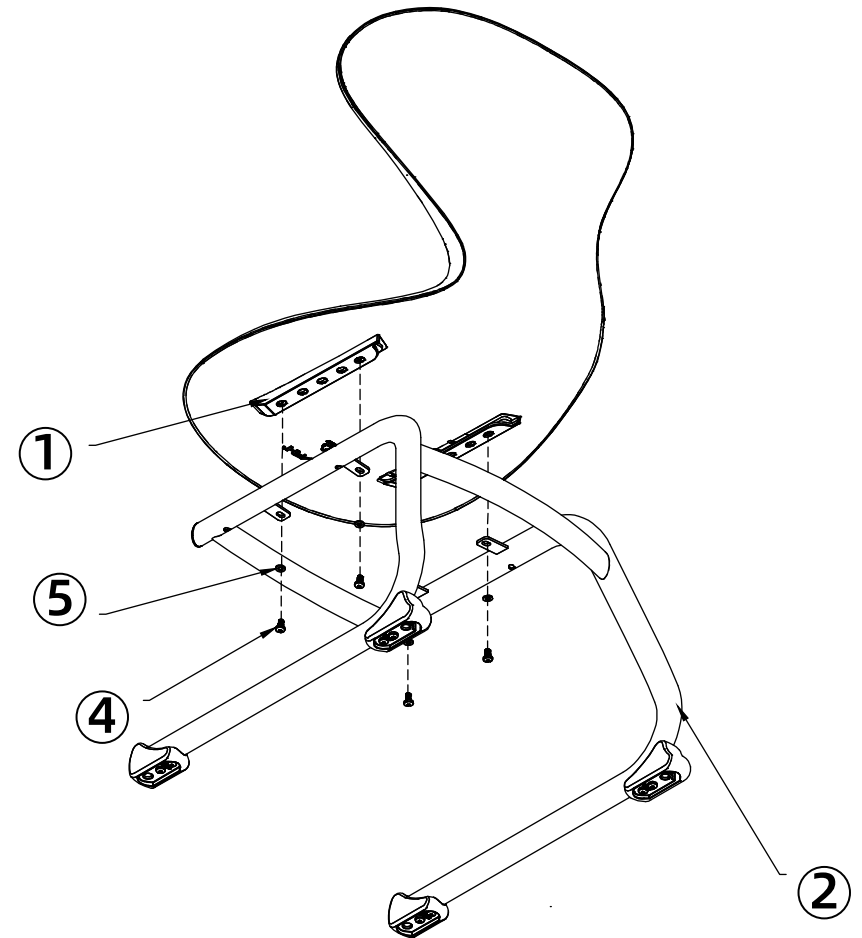
1.Install chair frame's connecting steel plate together with chair shell

2.Please pay attention to the direction of chair frame's connecting steel plate!



# Step 2

As for chair shell installed with chair frame connecting steel plate, using  $\varnothing 6$  Spacers and M6\*12 Round flat head screws to install chair shell with the kickstand of oval tube Cantilever Chair without caster



# Step 3

