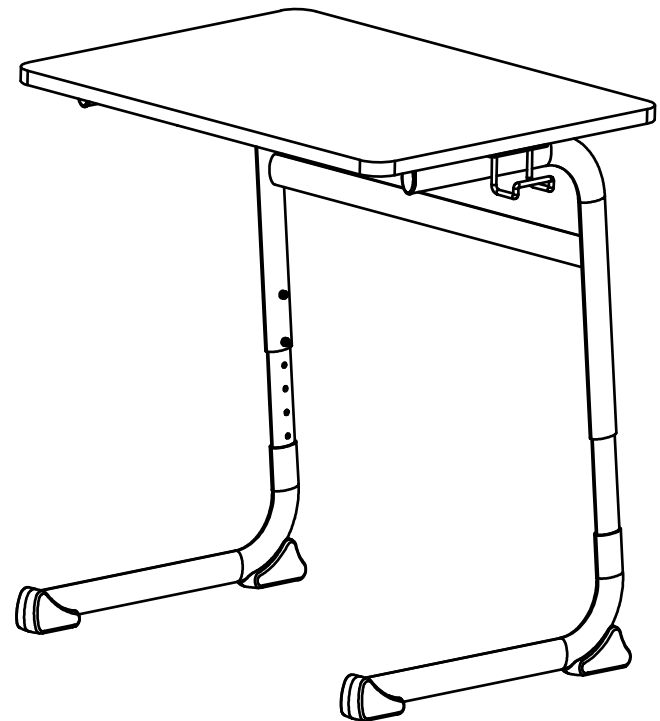


# SevenTeen

Cantilever Lifting Desk

**NOVAH<sup>®</sup>**



NOVAH System Technology Co.,Ltd.  
Tel: 400-115-1688  
Web: [www.novah.cc](http://www.novah.cc)  
Mail: [int@novah.cc](mailto:int@novah.cc)

**NOVAH<sup>®</sup>**

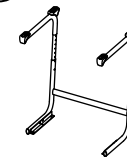
# Product Parts List

①



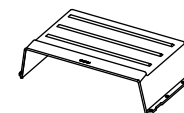
1X(Cantilever Desk Board)

②



1XCantilever lifting desk  
kickstands)

③



1X(Plastic drawer)

④



6X(Hexagon flat round  
head screws M6\*16)

⑤



6X(∅6 Spring washer)

⑥



6X(∅6 Flat washers )

⑦



1X(Schoolbag Hook)

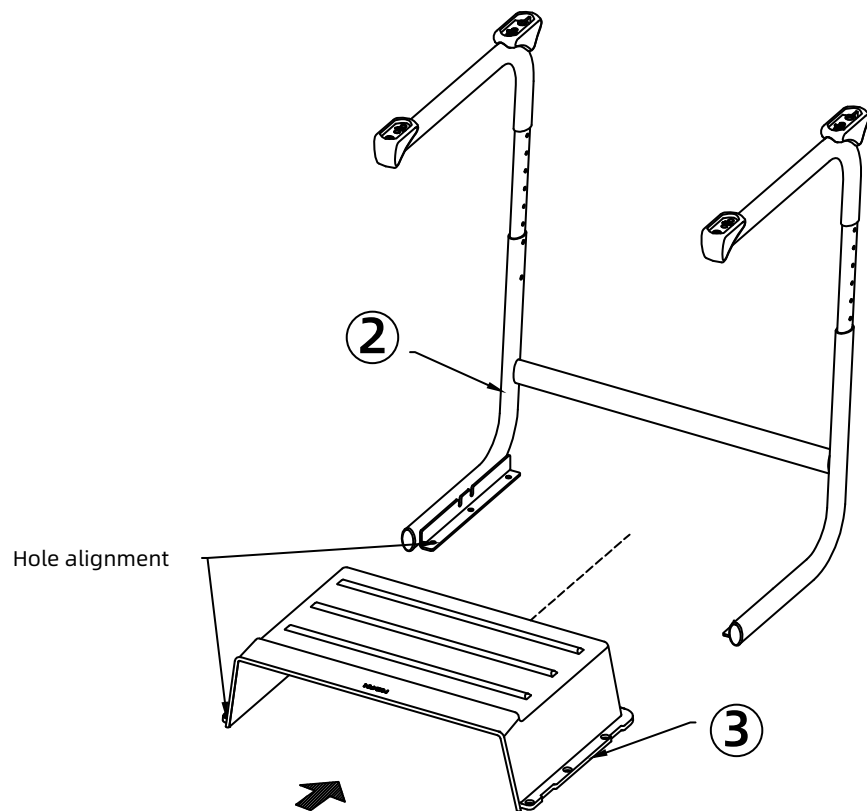
⑧



2X(Cross big flat head  
self-tapping screws M5\*20)

# Step 1

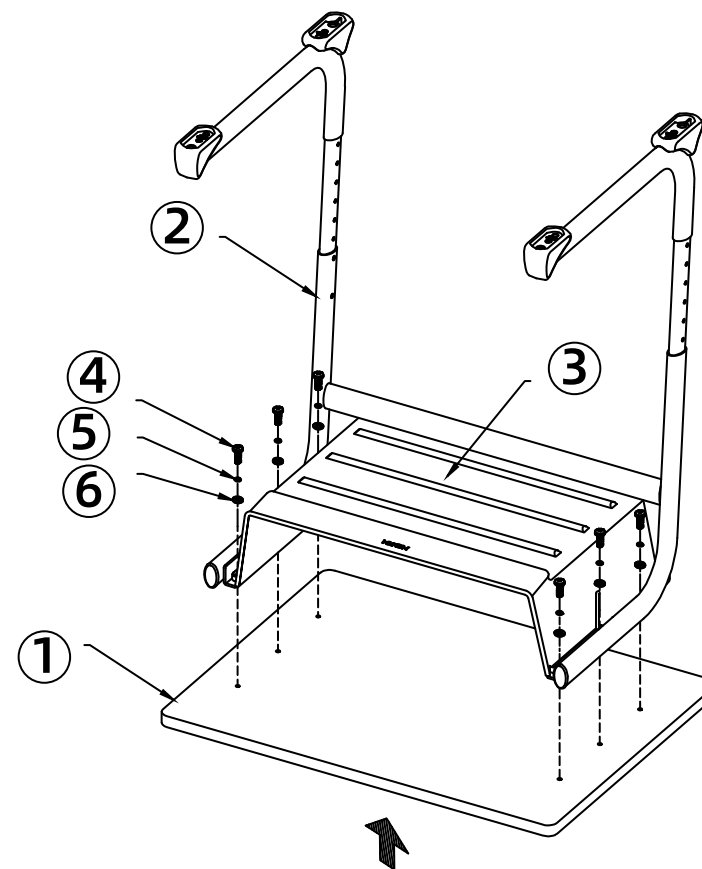
Align plastic drawer's holes at the holes of Cantilever lifting desk stand



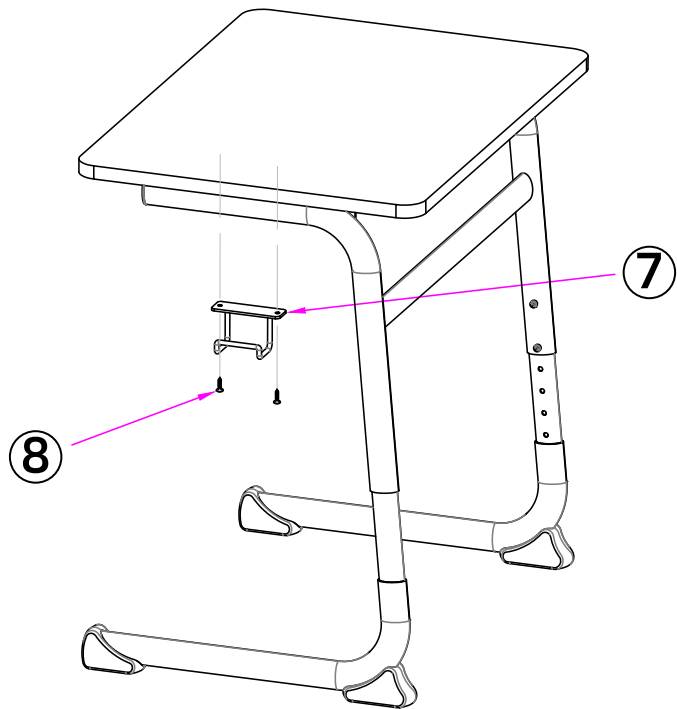
# Step 2

1.Put M6\*16 Hexagon flat round head screws through  $\varnothing 6$  spring washers and  $\varnothing 6$  flat washers in sequence;

2.Put such M6\*16 Hexagon flat round head screws through plastic drawer and Cantilever desk stand, and tight them to Cantilever desk boards



## Step 3



## Step 4

