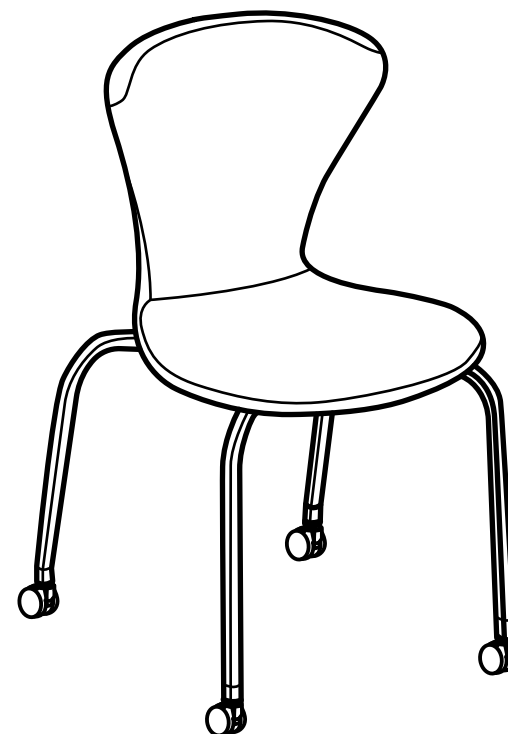


# SevenTeen

Four-leg Chair with Casters

NOVAH®



NOVAH System Technology Co.,Ltd.  
Tel: 400-115-1688  
Web: [www.novah.cc](http://www.novah.cc)  
Mail: [int@novah.cc](mailto:int@novah.cc)

NOVAH®

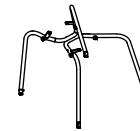
# Product Parts List

①



1X(Chair shell )

②



1X(Kickstand for four-leg chair  
with casters)

③



2X(Chair frame's connecting  
steel plate )

④



4X(Round flat head  
screws M6\*12)

⑤



4X(ø6 Spacers)

⑥

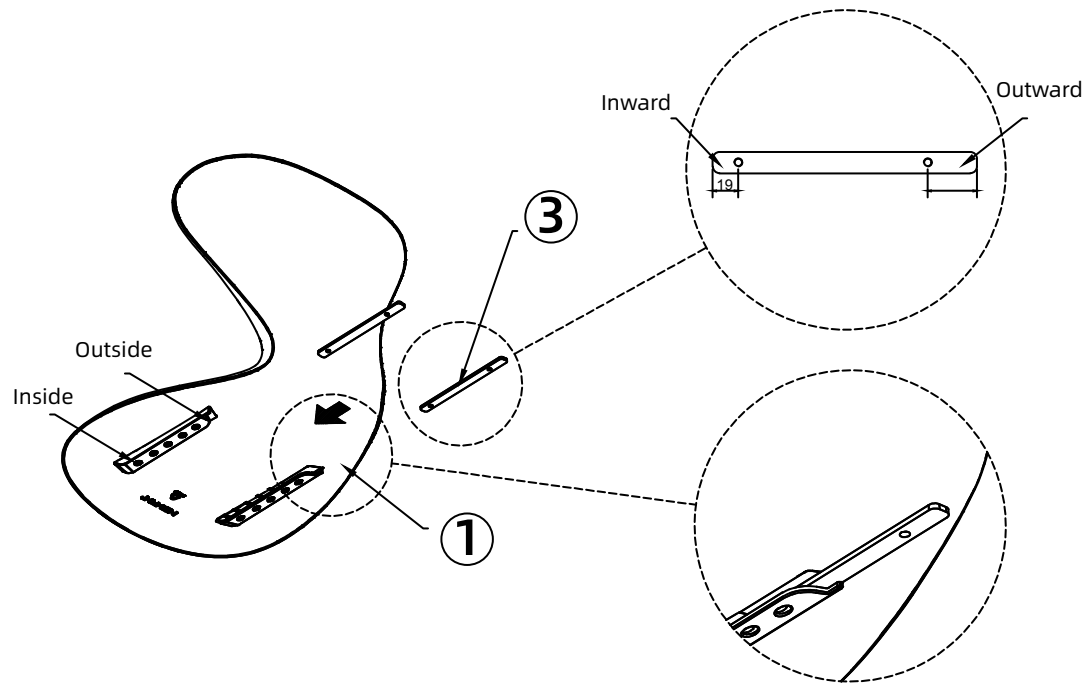


4X(Caster)

# Step 1

1. Install chair frame's connecting steel plate together with chair shell

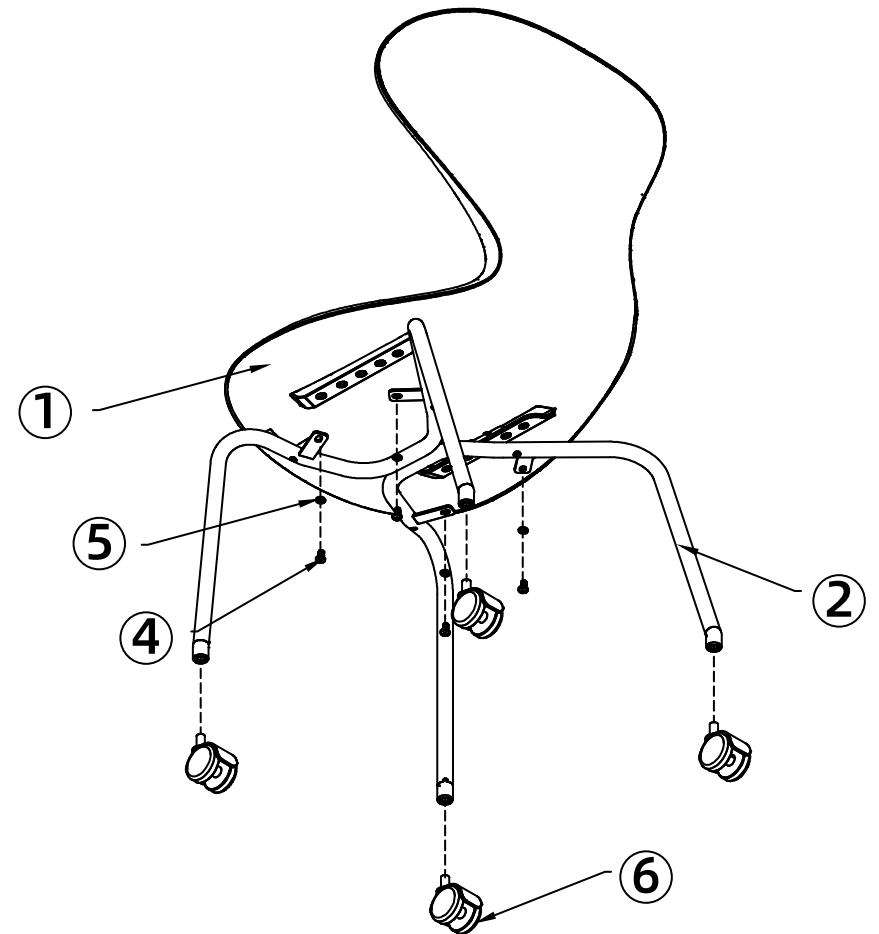
2. Please pay attention to the direction of chair frame's connecting steel plate!



# Step 2

1. As for chair shell installed with chair frame connecting steel plate, using  $\varnothing 6$  spacers and M6\*12 round flat head screws to install chair shell with the kickstand of four-leg chair without casters;

2. Install casters onto kickstand



# Step 3

