


SevenTeen

Four-leg Chair without Casters

NOVAH[®]



NOVAH System Technology Co.,Ltd.
Tel: 400-115-1688
Web: www.novah.cc
Mail: int@novah.cc

NOVAH[®]

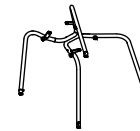
Product Parts List

①



1X(Chair shell)

②



1X(Kickstand for four-leg chair
without casters)

③



2X(Chair frame's connecting
steel plate)

④



4X(Round flat head
screws M6*12)

⑤

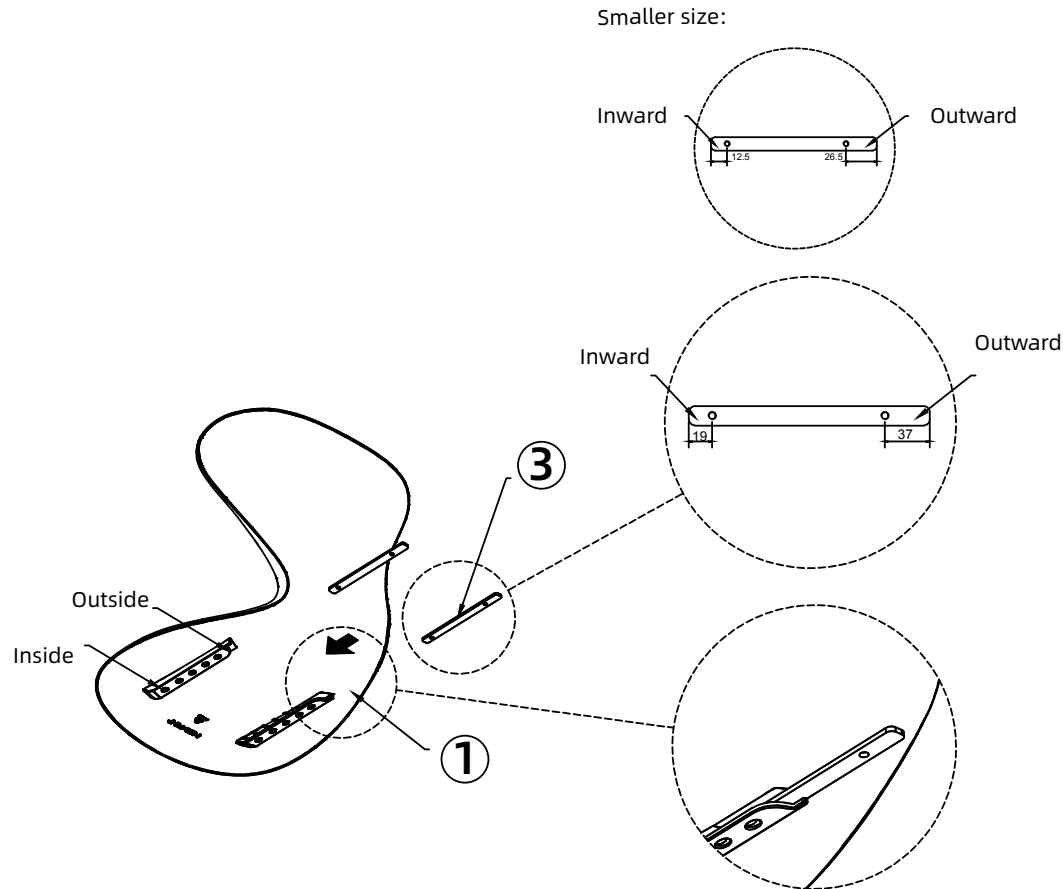


4X(ø6 Spacers)

Step 1

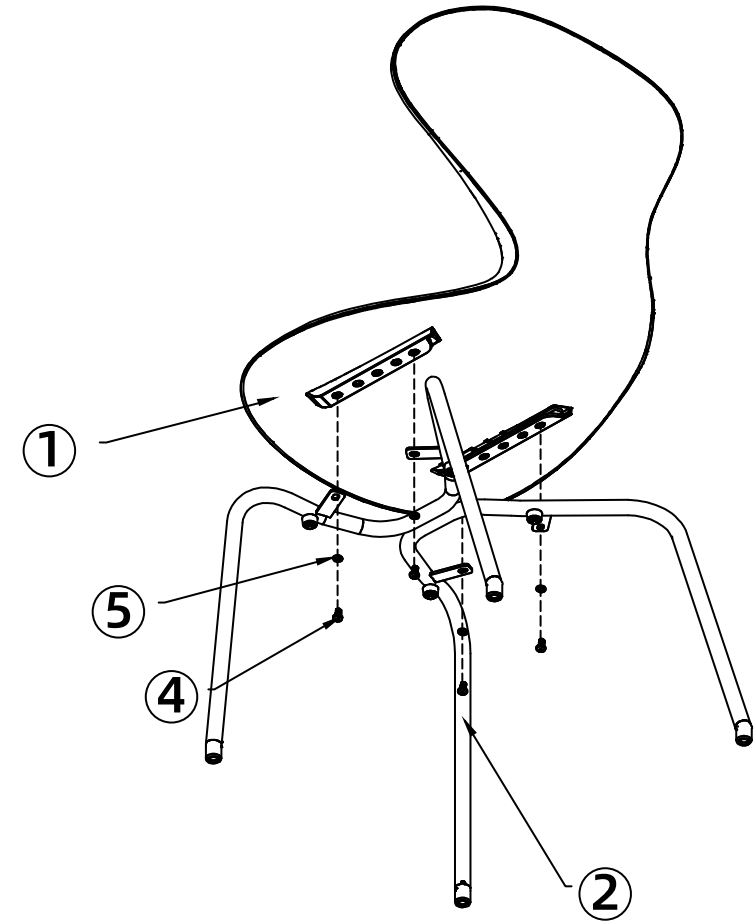
1. Install chair frame's connecting steel plate together with chair shell

2. Please pay attention to the direction of chair frame's connecting steel plate!



Step 2

As for chair shell installed with chair frame connecting steel plate, using $\varnothing 6$ spacers and M6*12 round flat head screws to install chair shell with the kickstand of four-leg chair without casters;



Step 3

