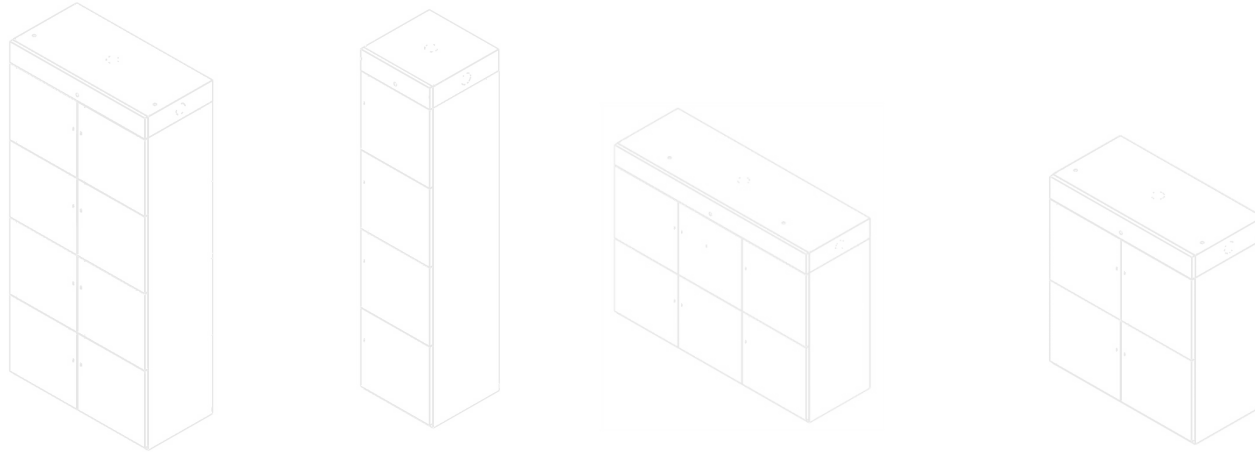


Morph Locker

Product function and use introduction

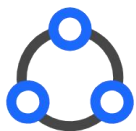


Product introduction

Basic function

Product
deployment

Product
characteristics



Centralized
manageme
nt



Status light



Wechat scan code
to open the cabinet



4G network communication



Both regular and temporary
users are supported



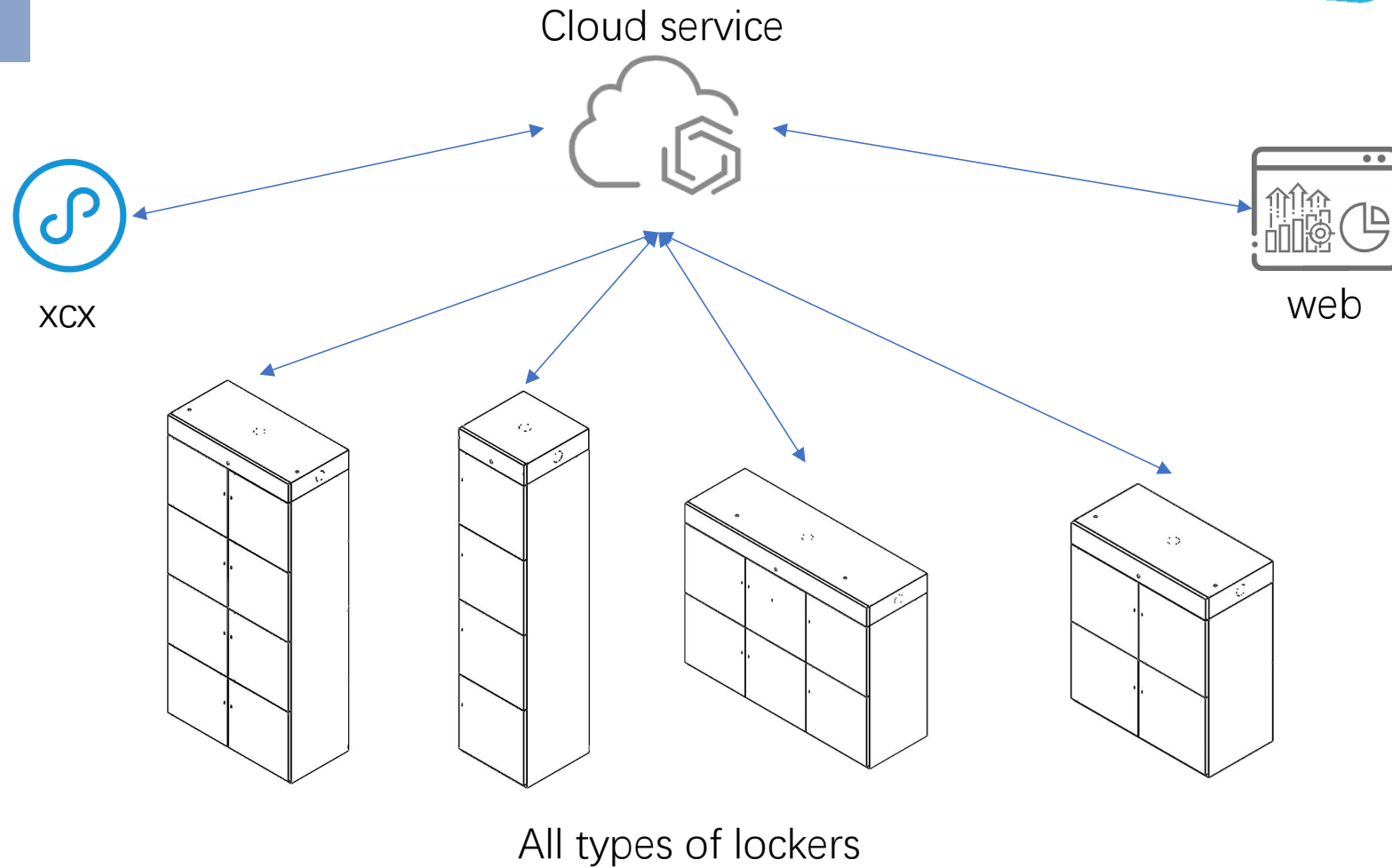
Long-term occupancy reminder

Product introduction

Basic function

Product
deployment

Product
characteristics



A smart cabinet group:

A smart cabinet group consists of one set of main control boards and not more than seven sets of expansion boards.

Each group of smart cabinets is equipped with a unique QR code sign. If multiple two-code signs are used in the project, an additional order is required.

Product introduction

Basic function

Product
deployment

Product
characteristics



Mobile network access
without cabling



Qr code open cabinet,
flexible and convenient



Automatic identity verification,
no account login required



Use as you go



Remote assignment, one click
to complete



Use record store




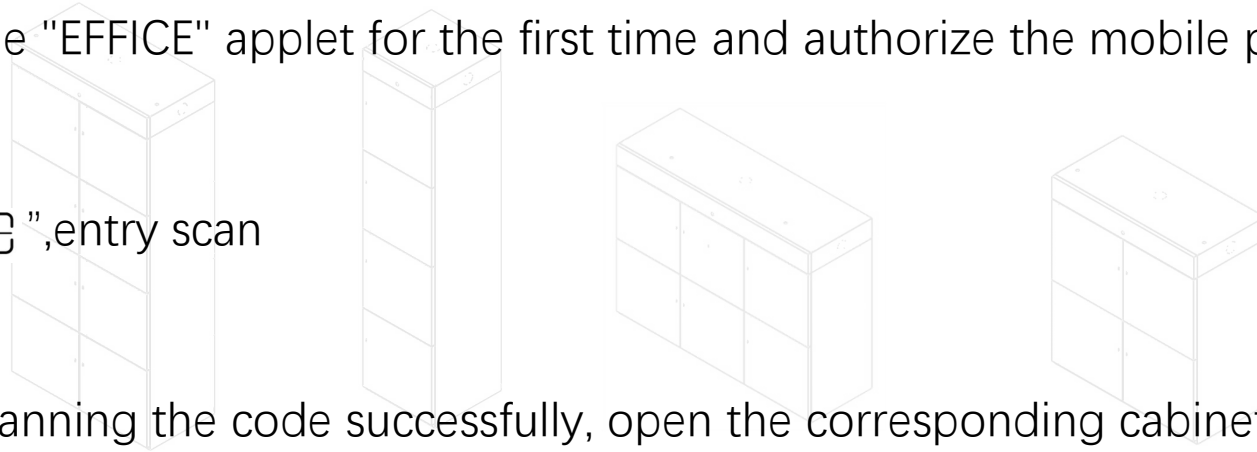
use-pattern

staff
management

Cabinet door
distribution

release
cabinet door

- ① Open wechat, scan the QR code on the cabinet, or search "EFFICE" on wechat.
- ② Enter the "EFFICE" applet for the first time and authorize the mobile phone number
- ③ click“  ”,entry scan
- ④ After scanning the code successfully, open the corresponding cabinet door



use-pattern

staff
management

Cabinet door
distribution

release
cabinet door

staff management

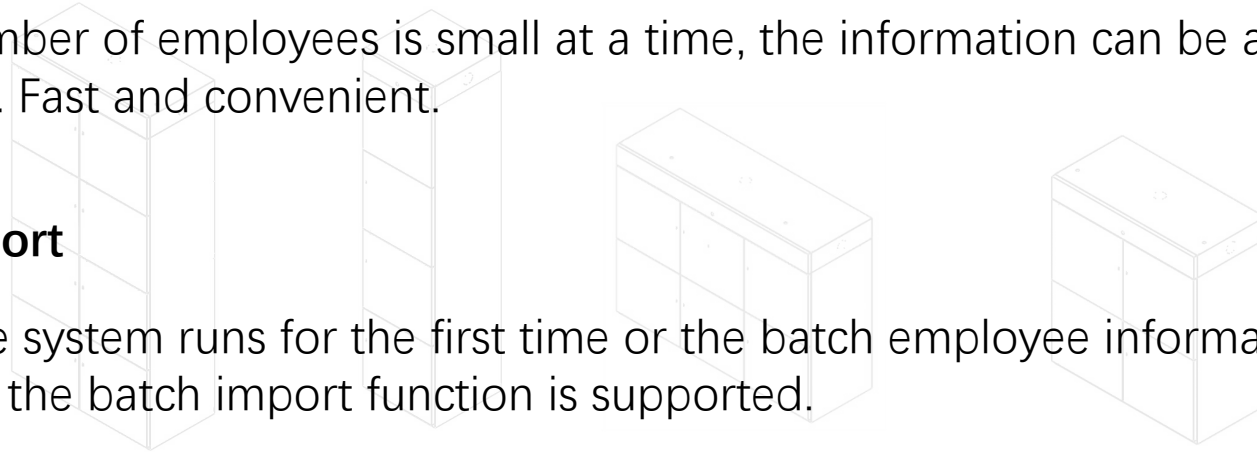
Supports manual addition and batch import.

Manual increment

If the number of employees is small at a time, the information can be added manually. Fast and convenient.

bulk import

When the system runs for the first time or the batch employee information is added, the batch import function is supported.



use-pattern

staff
management

Cabinet door
distribution

Release
cabinet door

Cabinet doors support fixed distribution and temporary use

Fixed allocation

When the employee uses a fixed door for a long time, the fixed door can be assigned by the administrator, and the specified door can be opened every time the code is scanned.

Temporary use

By default, when employees and visitors use cabinets, they are temporary users, that is, the cabinets are opened randomly each time.

Note: For temporary use, manually release the cabinet door at the applet end.

use-pattern

staff
management

Cabinet door
distribution

Release
cabinet door

Release cabinet door

Release the door when a temporary user occupies the door for a long time or when a fixed user needs to replace the door. The release operation is complete, that is, the door is unbound from the employee information.

